



Triple Frequency Pinwheel™ Antenna Maximizes Tracking Capabilities

Benefits

Receives all usable GNSS frequencies in a single antenna

High quality measurements and stable phase centre for precision applications

Features

L1, L2 and L5

GPS+GLONASS+Galileo signal reception

Excellent multipath rejection

Highly stable phase center

RoHS compliant

Maximize Performance with Multi-Constellation Reception

The GPS-703-GGG receives L1, L2, and L5 GNSS frequencies and offers combined GPS+GLONASS+Galileo signal reception. Customers can use the same antenna for GPS-only, dual, or triple constellation applications, resulting in increased flexibility and reduced equipment costs.

Stable Phase Center

The phase center of this antenna remains constant as the azimuth and elevation angle of the satellites change. Signal reception is unaffected by the rotation of the antenna or satellite elevation, so placement and installation of the antenna can be completed with ease. With the phase center in the same location for the L1, L2 and L5 signals, and with minimal phase center variation between antennas, this antenna is ideal for baselines of any length.

Durable, Future-Proof Design

This rugged antenna is enclosed in a durable, waterproof housing and meets MIL-STD-202F for vibration and MIL-STD-810F for salt spray. With the same form factor as other NovAtel GPS-700 series antennas, the GPS-703-GGG antenna is compact and lightweight, making it highly portable and suitable for a wide variety of environments and applications.

Meeting the European Union's directive for Restriction of Hazardous Substances (RoHS), integrators can be confident the GPS-703-GGG antenna can be used in system designs for years to come.

If you require more information about our antennas,
visit novatel.com/products/antennas.htm



novatel.com

sales@novatel.com

1-800-NOVATEL (U.S. and Canada)
or 403-295-4900

Europe 44-1993-85-24-36

SE Asia and Australia 61-400-833-601

Performance

3 dB Pass Band

L1	1580.5±28.5 MHz (typical)
L2/L5	1210.0±45.0 MHz (typical)

Out-of-Band Rejection

L1±100 MHz	30 dBc (typical)
L2±200 MHz	50 dBc (typical)

LNA Gain 29 dB (typical)

Gain at Zenith (90°)

L1	+5.0 dBic (minimum)
L2	+3.0 dBic (minimum)
L5	+3.0 dBic (minimum)

Gain Roll-Off (from Zenith to Horizon)

L1	12 dB
L2	13 dB
L5	13 dB

Noise Figure 2.0 dB (typical)

VSWR ≤2.0 : 1

L1-L2 Differential Propagation Delay 5 ns (maximum)

Nominal Impedance 50 Ω

Altitude 9,000 m

Physical and Electrical

Dimensions 185 mm diameter¹ x 69 mm

Weight 500 g

Power

Input Voltage	+4.5 to +18.0 VDC
Power Consumption	36 mA (typical)

Connector TNC female

Environmental

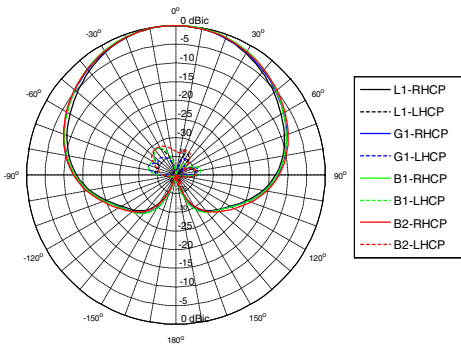
Temperature	
Operating	-40°C to +85°C
Storage	-55°C to +85°C
Humidity	95% non-condensing
Vibration (operating)	
Random	MIL-STD-810F
Sinusoidal	SAEJ1211, Section 4.7
Shock	IEC 68-2-27 (Ea)
Bump	IEC 68-2-29 (Eb)
Salt Spray	MIL-STD-810F, 509.4
Waterproof	IEC 60529 IPX7
RoHS	EU Directive 2002/95/EC

Compliance FCC, CE

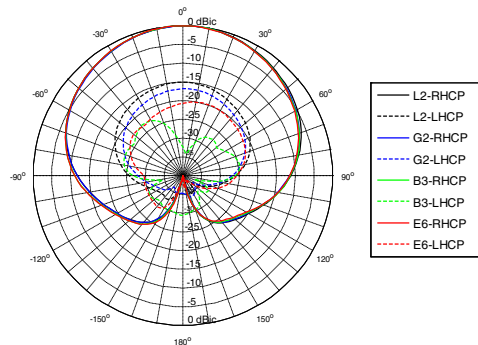
Elevation Gain Patterns

The plots below represent the typical right-hand polarized (RHP) and left-hand polarized (LHP) normalized radiation patterns for the L1, L2 and L5 bands, respectively.

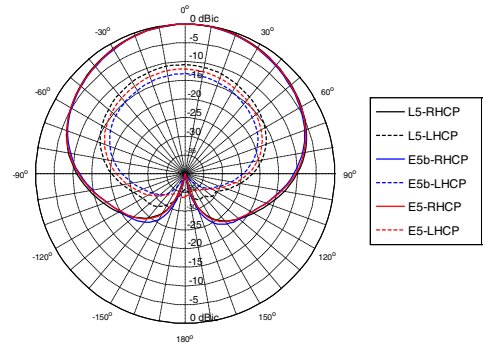
Upper Band Normalized Antenna Gain Pattern



Mid Band Normalized Antenna Gain Pattern



Lower Band Normalized Antenna Gain Pattern



Version 1 - Specifications subject to change without notice.
 © 2009 NovAtel Inc. All rights reserved.
 NovAtel is a registered trademark of NovAtel Inc.
 Pinwheel is a trademark of NovAtel Inc.
 Printed in Canada. D13878
 GPS-703-GGG December 2009
 For the most recent details of this product:
novatel.com/Documents/Papers/GPS703GGG.pdf

¹ Not including tape measure tab. Full diameter with tape measure tab is 195 mm.

ppm GmbH
 Grube 39a
 82377 Penzberg
 Germany

Tel: +49 (0) 88 56 8 03 09 80
 Fax: +49 (0) 88 56 8 03 09 88

info@ppmgbh.com
www.ppmgbh.com

